



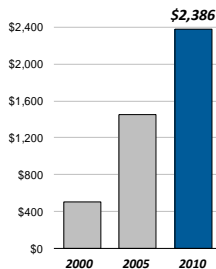
Business Profile

Roper is a diversified growth company with annual revenues of \$2.7 billion. We provide engineered products and solutions for global niche markets, including water, energy, transportation, education, medical, and SaaS-based information networks. Our strong operating capabilities enable us to convert end-market potential into profitable growth and cash flow in order to create value for our investors. Roper is a component of the S&P 500, Fortune 1000 and Russell 1000 Indexes and trades on the New York Stock Exchange under the symbol "ROP" with a market capitalization over \$8 billion.

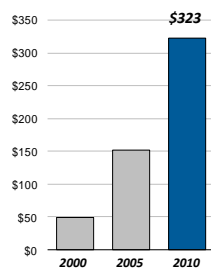
Financial Highlights

(dollars in thousands, except per share values)	2009	2010
Net Sales	\$2,049,668	\$2,386,112
Gross Profit	\$1,043,138	\$1,275,126
Income from Operations	\$395,396	\$514,294
Net Earnings	\$239,481	\$322,580
Basic Earnings per Share	\$2.64	\$3.42
Diluted Earnings per Share	\$2.58	\$3.34
Dividends Declared	\$0.3425	\$0.3950
Working Capital	\$392,734	\$458,446
Total Assets	\$4,327,736	\$5,069,524
Long-Term Debt (less current portion)	\$1,040,962	\$1,247,703
Stockholders' Equity	\$2,421,490	\$2,750,907

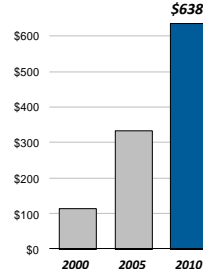
Net Sales



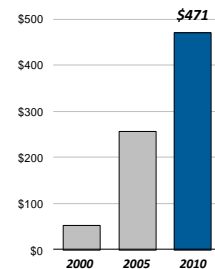
Net Earnings



EBITDA



Free Cash Flow



Roper Industries at a Glance

COMPANY OVERVIEW

Auditor: PricewaterhouseCoopers LLC
 Number of Employees: 8,050
 Fiscal Year End: 12/31/10
 Moody's Credit Rating: Baa3
 S&P Credit Rating: BBB-
 CUSIP: 776696106

KEY OFFICERS

Brian D. Jellison Chairman, President & CEO
 John Humphrey Vice President – Chief Financial Officer
 David Liner Vice President – General Counsel & Secretary
 Paul Soni Vice President – Controller

INVESTOR RELATIONS

6901 Professional Pkwy E, Ste 200
 Sarasota, FL 34240
 Phone: 941-556-2601
 Fax: 941-556-2670
 investor-relations@roperind.com
 www.roperind.com

ANALYST COVERAGE

Firm	Analyst	Phone Number
Barclays Capital	Scott R. Davis	212-526-5580
Citi	Deane Dray	212-816-4030
Gabelli & Company	James Foung	914-921-5027
Goldman Sachs	Terry Darling	212-357-0379
J.P. Morgan	C. Stephen Tusa	212-622-6623
Janney Montgomery Scott LLC	James C. Lucas	215-665-6196
Keybanc Capital Markets	Matt J. Summerville	216-689-0282
Longbow Research	Mark Douglass	216-525-8406
Morningstar, Inc.	Daniel Holland	312-696-6589
Oppenheimer & Co. Inc.	Christopher D. Glynn	617-556-3711
Robert W. Baird & Co., Inc.	Richard C. Eastman	414-765-3647
Sterne, Agee & Leach, Inc.	Ben Elias	212-338-4706
Wells Fargo Securities, LLC	Allison Poliniak-Cusic	212-214-5062

OWNERSHIP SUMMARY

Top Holders	Position	% O/S	Position Date
T. Rowe Price Associates, Inc.	10,637,603	11.03	30-Sep-11
Vanguard Group, Inc.	5,595,816	5.80	30-Sep-11
Fidelity Management & Research Company	4,549,921	4.72	30-Sep-11
Franklin Advisory Services, LLC	3,909,349	4.05	30-Sep-11
Artisan Partners Limited Partnership	3,473,007	3.60	30-Sep-11
State Street Global Advisors (US)	3,313,973	3.43	30-Sep-11
BlackRock Institutional Trust Company, N.A.	3,295,962	3.42	30-Sep-11
TIAA-CREF	2,801,120	2.90	30-Sep-11
Brown Advisory Inc.	2,746,824	2.85	30-Sep-11
Pictet Asset Management Ltd.	1,733,438	1.80	30-Sep-11
Goldman Sachs Asset Management (US)	1,580,937	1.64	30-Sep-11
UBS Global Asset Mgmt (Americas), Inc.	1,564,751	1.62	30-Sep-11
Beck, Mack & Oliver LLC	1,398,474	1.45	30-Sep-11